



Citations 101

A Guide to Citations and the Appeals Process at UCI

Last Updated: January 2025

2 Introduction

3 10 Ways to Avoid Getting a Parking Citation at UCI

4 What to Do If You Receive A Citation

5-8 If You Decide to Appeal Your Citation

9-13 Common Violations

- 9 [01] Parking Prohibited
- 9 [02] Time Violations
- 9 [03] No Valid Permit/Registration
- 10 [04a] Unauthorized Area
- 10 [08a] Parked Outside Stall Markings
- 10 [09] Altered Permit/License Plate
- 10 [10a] Reserved Violation
- 11 [11a, b, c] Possession of Lost/Stolen/Terminated Permit
- 11 [12] Counterfeit Permit
- 11 [13] Overnight Parking Prohibited
- 11 [14a] Unauthorized Permit/Registration
- 12 [15] Disabled Parking Violation
- 12 [17] State-Required Vehicle Identification Violation
- 13 [18] Abandoned Vehicle
- 13 [19] Multiple Delinquent Citations

14 General Defenses for Violations

15-16 Special Enforcement Areas

17 Immobilization and Towing

18 State of California Citation Appeals Process

This guide is designed to help you better navigate the parking system at the University of California, Irvine (UCI). UCI Transportation has established parking rules and regulations that are intended to enhance your safety, eliminate confusion while traveling or parking on campus, and help you find the best way to deal with a parking citation.

UCI Transportation continually strives to operate a parking system that is open, transparent, and accessible. If you receive a citation, you have rights to an appeal. Our Adjudication Division will work with you to ensure that all citations are issued and resolved in an impartial and timely manner. Our staff will answer your questions, listen to your concerns, and help ensure that the parking citation was appropriately issued.

We want to make sure you are aware of the parking rules and regulations on this campus and that the correct amount is paid within an appropriate time frame. At the end of the process, we want you to know that you were treated fairly.

The information available in this guide will help you decide if your citation can be successfully challenged. It also provides information to help you make the best case possible. You can review common defenses to most violations and determine what evidence is needed in support of your case. You may also better understand how the Adjudication Division arrives at their decisions.

We hope you find this guide informative and helpful. Additional information may be found on the UCI Transportation website at www.parking.uci.edu.

1) Vehicle must display a valid permit, or a permit must be active with a registered vehicle prior to parking on campus.

- Parking is enforced on campus 24 hours a day, 7 days a week.
- Do not alter or duplicate your parking permit.

2) Be sure you properly display or activate your UC Irvine parking permit.

- Student and staff permits will be valid upon successful vehicle registration in myCommute.
- Visitor permits must be placed face up on the driver's side dashboard.

3) Pay close attention to signs, curb colors and lot designations when parking your car.

- Only park your vehicle in a space or lot in the zone designated for your parking permit.
- Do not leave your car unattended next to curbs that are red, yellow, or green.
- The absence of signage does not imply permission to park.

4) Park only in marked parking stalls in designated parking areas.

- Do not park in areas prohibited by signs.
- Do not block traffic lanes, bus stops, loading zones, fire lanes, or adjoining stalls.
- Do not park on grass or dirt areas of the campus.

5) Be aware of handicap accessible (ADA) spaces (those designated as parking for disabled individuals).

- Never park in ADA spaces without a state-issued ADA permit and a UC Irvine parking permit.
- Do not block or park in the blue and/or white crosshatch access aisles associated with ADA spaces.

6) If your vehicle breaks down on campus roadways and cannot be moved immediately, promptly contact UCI Transportation at 949-824-3881 or UCI Police at 949-824-5223 for assistance.

- Do not block traffic lanes, bus stops, loading zones, and fire lanes.

7) If you get a parking citation, DO NOT IGNORE IT.

- Citations not paid within 21 days of issuance are subject to a \$50 late penalty and a DMV registration hold is applied to the cited vehicle.

8) If you allow others to drive your vehicle, make sure they know UCI's parking rules and regulations.

- Permits are not transferable.
- Per state law, you will be held responsible for any citations issued to your vehicle, whether you were driving it or not.

9) If you need to leave your vehicle on campus overnight, be sure to fill out an Overnight Vehicle Request Form, available on the UCI Transportation website (<https://uci-tds.info/overnight-vehicle-request-form>).

- The form must be submitted at least 24 hours prior to the requested time frame.

10) If you are in doubt about a parking zone or regulation, please contact UCI Transportation at 949-824-3881.

- Not knowing UCI Parking rules and regulation is not a valid defense for a citation.

1. APPEAL IT

If you believe your citation was issued unfairly, you have the right to appeal it. Appealing your citation could result in a fee reduction or the complete dismissal of your citation. Per state law, citations must be appealed within 21 days of issuance.

By submitting the citation appeal, you certify that you are the registered owner of the vehicle or the vehicle operator at the time of citation issuance.

2. PAY IT

If you elect to pay your parking citation, payment should be submitted within 21 days of issuance to avoid the late penalty. There are three payment options available to you:

A) Pay online at <https://apps.parking.uci.edu/citations/citepay/main.cfm>

B) Pay by mail

When paying a citation by mail, please enclose the citation and a personal check, money order, or cashier's check. **Do not send cash.** Make checks payable to **"UC REGENTS"** and send payment to UCI Transportation and Distribution Services, 101 Aldrich Hall, Irvine, CA 92697-4525.

C) Pay in person

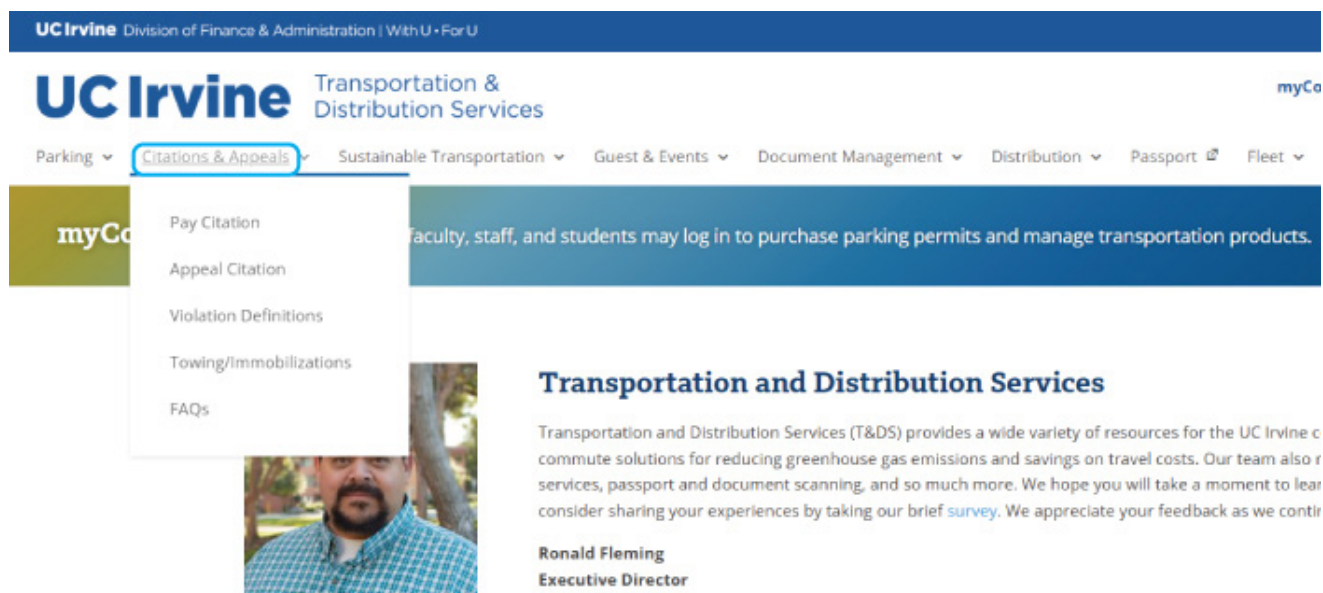
Citations may be paid in person at the UCI Transportation Office. Office hours are Monday through Friday between 8:00 a.m. and 4:00 p.m. Check, Visa, or MasterCard are acceptable forms of payment. Coins and AT dollars will not be accepted for payment.

WHAT HAPPENS WHEN YOU IGNORE A CITATION

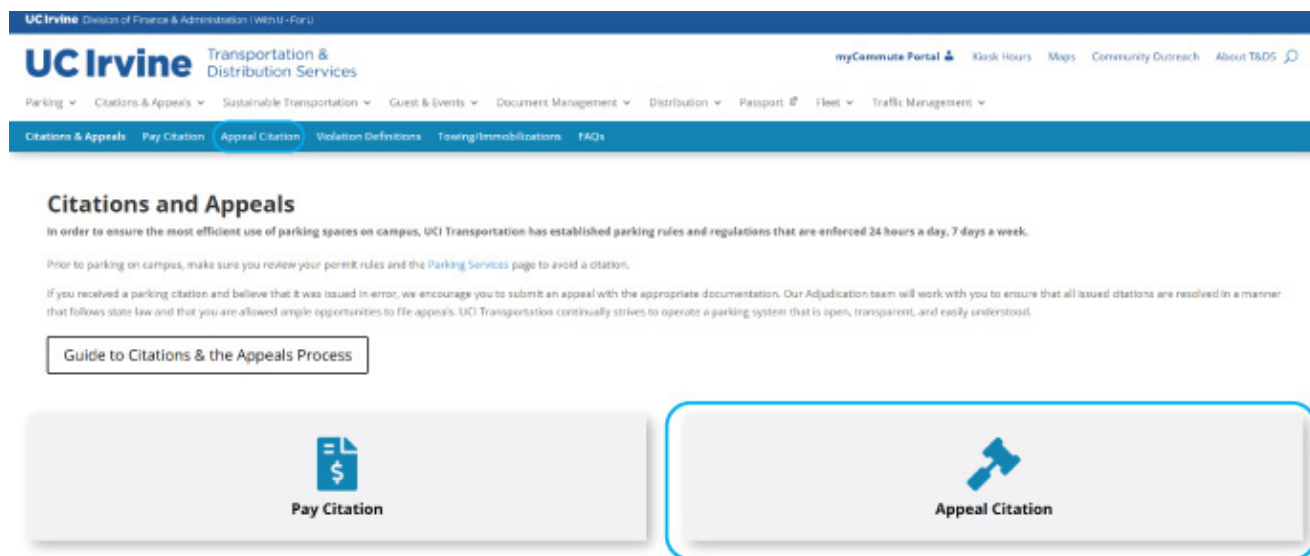
This option is not recommended. If you ignore or do not respond to your citation or subsequent notifications from UCI Transportation, the following will happen:

- The amount of the fine will increase.
- Eventually, the state of California will place a hold on your vehicle registration and you will not be able to renew it until all fines are resolved.

To appeal your citation, visit the UCI Transportation and Distribution Services website www.parking.uci.edu and select Appeals from the top ribbon:



Select **Appeal Citation** from the top ribbon or from the selection of buttons on the page.



Select Request Citation Appeal.

Appeal Citation

Appealing your citation may result in a reduced penalty amount or the complete dismissal of your citation. Citations must be appealed within 21 days of issuance to avoid a late penalty. Please read the contesting process instructions carefully. If you are contesting a citation, do not pay the citation fees unless instructed to do so. Paid citations are not eligible for administrative review and will cancel the review request.

[Citation Appeals Guide](#)

[Request Citation Appeal](#)

Citation Appeal Process

Please carefully read the instructions for the contesting process. If you are contesting a citation, do not pay the citation fees unless instructed to do so. Paid citations are not eligible for administrative review and will cancel the review request.

Review the three levels of citation review below:

Level 1: Administration Review [↻](#)

Level 2: Administration Hearing [↻](#)

Quick Links

[Citation Review Process Flowchart](#)

[Frequently Asked Questions](#)

Contact Us

[UCI Compliance](#)
citerevw@uci.edu

[Business Hours](#)

Access your citation by entering 1. the citation number (or) 2. your license plate number (or) 3. your full Vehicle Identification Number (VIN).

Citation Appeal Search

It may take up to 3 full business days for your citation to become available for online appeal. Please reference the back of the citation for additional information regarding the appeal process.

Please enter one field only:


Citation Number:

-- OR --

License Plate:

-- OR --

Full Vehicle Identification Number (VIN):

I'm not a robot 
reCAPTCHA
Privacy • Terms



The citation number, violation description, due date, and amount due will be listed. Fill in the requested identification information, your reason for appealing the citation (a maximum of 1000 characters), and click on Submit Citation Appeal at the bottom of the page. You will receive notification of the adjudication of your appeal within 15 days.

Appeal Citation

Citation No.	Violation Description	Due Date	Amount Due
1234567	03	07/01/2016	\$60.00

Pay This Citation

*Citation Number: 1234567
 License Plate: 1ABC234
 VIN 1: 0000

*First Name:
 *Last Name:
 Email:
 *Retype Email:
 Student ID (if applicable):
 Employee ID (if applicable):
 Address:
 City:
 State: Zip:



Please enter your license plate or permit number if you had a valid registration or permit that was obtained prior to citation issuance:

License Plate or Permit Number:



Reason for Contesting: (1000 char. max)

If your appeal is more than 1,000 characters in length, please email it to us instead. You can [click here](#) or send an email to citerevw@uci.edu with the subject line "Request for Review from Website". Please be sure to include your UCNetID and citation number in the appeal email.

A copy of your appeal will be emailed to the email address you provided. If you do not receive the email confirmation of your citation appeal submission, please contact Transportation and Distribution Services' Adjudication Office at 949-824-5612.

Submit Citation Appeal

*Non-UCI email users (yahoo, hotmail, gmail, etc.), please add "citerevw@uci.edu" to your list of trusted email sources to ensure that correspondences do not get moved to spam/junk folders. The UCI Citation Review office is NOT responsible for the non-delivery of a response as a result of spam filtering.

Receive an email confirmation of your appeal.

UC Irvine Division of Finance & Administration | With U • For U

UC Irvine Transportation &
Distribution Services

Citation Appeal Submission

You have chosen to contest citation 1234567

We have emailed a copy of your appeal to the email address you provided. If you do not receive the email confirmation of your citation appeal submittal, please contact Transportation and Distribution Services' Adjudication Office at 949-824-5612.

A response will be sent back to you within 40 business days.

Citation appeals are processed in the order they are received. Please note that it can take up to 40 business days to receive a response on your review request. While under review, your citation is suspended; there is no due date and payment cannot be processed until we respond to your request. If you do not receive a response to your appeal within 40 business days of submission, please contact Transportation and Distribution Services.

Thank You,
Adjudication Office
University of California, Irvine
Transportation and Distribution Services

Next time you get a citation, remember this website:

www.parking.uci.edu/citations/pay/.

Section 21113a of the California Vehicle Code authorizes the University of California to issue parking citations and to establish penalty amounts. Using the possible defenses below does not guarantee a dismissal of any violation.

Violation Code and Description	Possible Defenses	Evidence Needed to Appeal
<p>01 – Parking Prohibited</p> <p>Parking is prohibited in any area not specifically marked as a parking space.</p> <p><i>This violation is issued when a vehicle is parked in a prohibited area. Violations include parking in/at: a red curb (violation 1B), no parking area (1C), a roadway (1D), blocking a driveway (1E), posted fire lane (1F), landscaped area (1G), loading zone (1H), posted lot closure (1I), Ring Mall (1J), construction area (1K), cross hatch (1L), bicycle lane (1M), reparking in loading zone (1N), wrong way on a 1-way street (1O); more than 18 inches from a curb (1P) and commercial vehicle loading (1Q).</i></p>	<p>“There was no posted sign.”</p> <p>“I was picking up or dropping off a passenger.”</p> <p>“I had an emergency.”</p> <p>“The Enforcement Representative wrote the wrong location or plate number on the citation.”</p> <p><i>Reminder: Only one sign is needed to cover an entire block. Each campus entrance has a sign stating:</i></p> <ul style="list-style-type: none"> • Parking permits are needed on campus at all times • All campus roadways are considered fire lanes • Vehicles must be parked in a marked stall at all times. 	<p>Photographs of the area in question to show the absence of a sign or faded red curb.</p> <p>Evidence of emergency, i.e. hospital admission forms.</p> <p>Paperwork showing correct vehicle information.</p> <p>Any photograph that proves the car was parked an appropriate distance from the curb.</p>
<p>02 – Time Violations</p> <p>Parking at an expired pay by space (2C) stall is prohibited. It is also prohibited to park at any meter displaying a “fail” or “dead” message.</p> <p><i>Note: If a dispenser is not functioning correctly (i.e. jammed, fails to record time, etc.), the driver is responsible for locating a functioning dispenser.</i></p>	<p>“The dispenser was broken.”</p> <p>“I had an emergency.”</p> <p>“My vehicle was disabled.”</p> <p><i>Reminder: Dispenser violations are not waived due to insufficient payment.</i></p>	<p>Photographs showing the dispenser was damaged or malfunctioning.</p> <p>Evidence of emergency, i.e. hospital admission forms.</p> <p>Evidence the vehicle was disabled, i.e. tow receipt, repair bills etc.</p> <p>Other documents that support your claim that the dispenser was broken.</p>
<p>03 – No Valid Permit/Registration</p> <p>All vehicles parked on the UC Irvine campus must display valid UC Irvine parking permits or have a license plate registered with UCI Transportation Services unless they are parked in metered parking stalls or time-controlled zones.</p> <p><i>Note: If you reside in a housing area that utilizes License Plate Recognition (LPR), a physical permit is not required in that area.</i></p>	<p>“I entered my license plate incorrectly.”</p> <p>“I had a valid permit but it was not displayed.”</p> <p>“I was picking up or dropping off a passenger.”</p> <p><i>Reminder: Parking permits are required at all times and must be displayed so that the information on the permit is visible to Parking Enforcement Representatives.</i></p>	<p>Evidence that you had a valid permit at time of citation.</p> <p>If you are a first-time visitor to the UC Irvine campus and were unaware of the parking policies, state that information in your appeal.</p>

04A – Unauthorized Area

The zone in which a vehicle parks must be consistent with the parking privileges authorized by the parking permit displayed.

This violation is issued for using: a commuter permit in a residential area (4B); a residential permit in a commuter lot (4C); a resident permit in the wrong lot (4E); a commuter permit in the wrong lot (4F) and a compact stall violation (4G).

“I have a valid permit but it was not displayed.”

“There was no sign stating the need for a permit.”

“I was picking up or dropping off a passenger.”

Reminder: Each Student Commuter Permit holder is assigned a zone to park in. It is important for the permit holder to know what parking areas are included in the assigned zone.

Evidence that you had a valid permit at time of citation.

Statements or documents that prove you were unaware of the zone concept.

A photo showing zone information not posted on lot entrance sign

If you are a first-time visitor to the UC Irvine campus and were unaware of the parking policies, state that information in your appeal.

08A – Parked Outside Stall Markings

Vehicles must park with all wheels resting within the boundaries of the parking spaces as indicated by the painted lines or other markers.

“The stall was partially obstructed when I parked my vehicle.”

“My car wasn’t impeding any other car or stall.”

Photographs showing the stall was obstructed by another vehicle.

Photograph showing vehicle parked appropriately within stall markings.

09 – Altered Permit/License Plate

The use, display or possession of any permit that has been marked upon in an improper manner or altered in any way is prohibited. (Section V.I.). This citation also applies to license plates.

Note: The Enforcement Supervisor or the UCI Police may open the vehicle to secure the altered permit.

“My friend altered my permit or license plate without my knowledge.”

“The Enforcement Representative mistook my valid permit as altered.”

Reminder: Parking Enforcement Representatives take photographs of all altered permits and look closely at each one to determine its legitimacy.

Proof that you had a valid permit/license plate at time of the citation.

Proof that your permit or license plate was not altered.

10A – Reserved Violation

Reserved parking spaces (i.e. AR, Resident, etc.) are restricted to the assigned vehicle(s), permit holder(s), or registered license plate(s) 24/7 unless otherwise posted.

The violation is also issued for parking in: Vanpool stall (10C); AR Lot or 24-Hour stall (10D); Commuter/Resident Permits in AR Stall (10E); Patient Parking Only (10F, 10G); Reserved Department stall (10H); Head Resident/Guest stall (10I); Preferred Permit in wrong lot (10J); X Permit stall (10L); and EHS, Police or Medical stall (10M/10N/10Q).

“There was no posted signage.”

“I was picking up or dropping off a passenger.”

“I had an emergency which forced me to leave my car for an extended time period.”

Reminder: There are AR Reserved stalls that are posted “Enforced 24 hours a day.” Those stalls require AR permits and may not be used after 5 pm as a standard stall with a student zoned parking permit.

Photographic proof that the appropriate signs or painted stencils were not present at the time the citation was issued.

If you are a first-time visitor to the UC Irvine campus and were unaware of the parking policies, state that information in your appeal.

Evidence of emergency i.e. hospital admission forms, police report etc.

11A/B/C – Possession of Lost/Stolen/Terminated Permit

The use, display or possession of a lost (11A), stolen (11B) or terminated (11C) permit is prohibited.

Note: Stolen parking permits are reported to the UCI Police Department and violators may be subject to additional discipline. The Enforcement Supervisor or the UCI Police may open the vehicle to secure the stolen permit.

“I found my permit that was reported lost or stolen and mistakenly displayed it instead of the replacement.”

“I found an old permit that was terminated and mistakenly displayed it instead of my current permit.”

Reminder: Parking Enforcement Representatives have a list of all lost, stolen or terminated permits and look for these on a daily basis.

Photographs showing that a lost, stolen or terminated parking permit was not displayed in your vehicle at the time the citation was issued.

Evidence of a lost or stolen permit, i.e. police report.

Proof of a valid permit/license plate at the time of the citation i.e. payment receipt.

12 – Counterfeit Permit

The use, display or possession of a counterfeit permit is prohibited.

Note: The Enforcement Supervisor or the UCI Police may open the vehicle to secure the counterfeit permit.

“I bought this permit from Craigslist and thought it was valid.”

“My friend counterfeited the permit as a joke.”

Proof that a counterfeit parking permit was not displayed in your vehicle at the time the citation was issued.

Evidence of the purchased permit, i.e. payment receipt.

13 – Overnight Parking Prohibited

Vehicles parked overnight must display a Resident permit or, in areas that utilize a permitless system, have a license plate registered with T&DS.

“I registered the wrong license plate number with the parking office.”

“I didn’t intend to park overnight but I had an emergency.”

Proof of the correct license plate number.

Evidence of emergency i.e. hospital admission forms, police report etc.

14A – Unauthorized Permit/Registration

Use of a permit that T&DS has determined to be inactive is prohibited.

Note: Penalty amount determined by permit type and duration of time from date reported lost/terminated/stolen until found in the field. This citation could include boot or towing fees.

“I found the permit in the parking lot.”

“I found my lost permit and used it by mistake instead of the replacement.”

Reminder: There is an additional citation issued when a permit is deemed inactive for any reason. The fine amount will vary but it is typically a steep fine.

Proof that you had an authorized parking permit at the time of citation issuance.

15 – Disabled Parking Violation

Only those individuals who possess a valid disabled parking placard are authorized to park in disabled parking spaces. UCI faculty, staff and students who display UC Irvine Medical Permits and have medical authorizations forms on file with UCI Transportation may also park in disabled parking.

Note: This violation is also issued for Obstructing Access to a Disabled Stall (15C) and Disabled Placard Abuse or Misuse (15D).

“I had an emergency.”

“I forgot to display my valid placard.”

“There was no sign.”

“The stall was partially obstructed when I parked my vehicle.”

Reminder: Handicap stalls are marked with blue lines and a sign. A vehicle may not park in a handicap stall without proper permit or plates, even if the driver or passenger is a disabled person. It is prohibited to park in the blue crosshatch at any time; this violation will also result in a citation.

Evidence of emergency i.e. hospital admission forms, police report etc.

If you have a valid disabled placard, provide that information in your appeal.

If the sign is missing, incorrectly stated or conflicts with neighboring signs, you may submit photographic evidence showing the location of the vehicle in the parking lot.

If your vehicle is not obstructing or impeding access to a disabled stall, you may provide photographic evidence of the vehicle's location in the lot.

17 – State-Required Vehicle Identification Violation

Only those individuals who possess Vehicles must follow these regulations: display current registration tags on license plate (17A), display front and rear license plates (17B), have unobstructed license plates (17C, 17D), and have transparent front side windows for verification of permits or registration numbers (17E). Non-compliance will result in citation. Additionally, vehicle identification numbers (VIN) that are covered (17G) and vehicles without a license plate, temporary operating permit or temporary registration (17H) will also be cited.

“I purchased the car with the obstruction or tinting already in place.”

“I just purchased the car and it didn't have plates.”

“My plates are not obstructed by anything.”

“My plates/registration stickers were stolen while I was parked on campus.”

Documentation of the recent purchase of the vehicle.

Proof that the obstruction of the license plate, VIN number, or registration was not present.

Evidence of the theft (i.e. police report).

18 – Abandoned Vehicle

Vehicles left on campus over a prolonged period of time will be cited and will be towed.

“I had an emergency that forced me to abandon my vehicle.”

“Someone stole or borrowed my vehicle.”

Evidence of emergency (i.e. hospital admission forms).

Evidence of theft (i.e. police report).

19 – Multiple Delinquent Citations

This violation is issued to a vehicle found with 3 or more delinquent UCI parking citations (19B) or 5 or more total violations (19A, includes California-issued and UCI).

“I’ve paid for the citations but it hasn’t been applied to my record yet.”

“I no longer own or lease this vehicle.”

“My vehicle did not receive any of the citations.”

Evidence of the paid citations (i.e. payment receipts).

Paperwork proving that the vehicle was sold prior to citation issuance.

Documentation supporting that a different vehicle was cited.

FREQUENTLY USED EXCUSES

These are NOT acceptable defenses:

“I was late to class/meeting.”

“But I had my flashers on!”

“My friend told me it was okay to park there.”

“But I was only parked there for 5 minutes.”

“I didn’t see the painted curb or posted sign.”

“I parked there before and didn’t get a citation.”

“I thought it was a parking space.”

“I can’t afford to pay the fine.”

Using the defenses listed below does not guarantee a dismissal of any citation.

Medical Emergency

I was involved in an unexpected medical emergency affecting myself or someone else. You may submit hospital or emergency clinic admission paperwork as a defense.

Unaware of Parking Regulations

The best evidence to support this is proof that you are a first-time visitor that is not affiliated with the university and do not have any prior citations. Evidence could include proof of attendance at an on-campus event or identification that shows you are from out of town.

Disabled Vehicle

The best evidence to support that the vehicle became unexpectedly disabled is documentation indicating that the vehicle was quickly removed (usually towed) from the location, and the bills/receipts showing the nature of the repairs to the vehicle.

My Disabled Placard Was in my Vehicle But Not Visible

You may submit appropriate identification that shows you are the valid disabled placard holder.

My Permit Was in the Vehicle But Not Visible

You may submit proof of ownership of a valid permit, including a payment receipt.

Lost/Stolen Plates and/or Registration Items

If you are claiming that the vehicle that received the citation is not your vehicle, but another car with your stolen plate(s) attached, submit this information with an explanation including any photographs. You should also include the police report stating that these items were stolen.

Stolen Vehicle

You may submit a copy of the police report (of theft and/or recovery) and a statement from your insurance company saying that the vehicle was deleted from your insurance policy.

Sold/Transferred Vehicle

You may submit a copy of any transfer paperwork (donation, receipt, trade-in statement, bill of sale, etc.), a statement from your insurance company saying that the vehicle was deleted from your insurance policy, and DMV receipt for plates or transfer of plates.

When parking at UCI, it is important to be familiar with the parking regulations for different areas on campus. Several organizations and facilities located on the UCI campus have their own dedicated parking lots and/or stalls that are regulated at the organization's discretion, including Student Housing, the Newkirk Alumni Center, Outpatient Medical Facilities, various UCI Academic Schools, and several auxiliary support organizations, including the University Club, American Red Cross, Montessori School, Early Childhood Education Center, Infant Toddler Center, and the Showa Denko Research and Development building.

Newkirk Alumni Center

When visiting the Newkirk Alumni Center, be sure to park in Lot 14 in one of the stalls with a UCI Alumni Visitor Parking sign. UCI's visitor parking system is both simple and convenient when you follow these guidelines:

1. Park in one of the sequentially numbered parking stalls and remember your stall number.
2. Enter the building and provide your name, parking space number, and vehicle information to the receptionist (if the front desk is not staffed, enter that information on the visitor sign-in sheet).
3. Be aware of the posted time limit.



The information you provide to the receptionist is logged into a computer system that authorizes the use of the stall.

Department Specialty Parking

Some UCI departments (Paul Merage School of Business, Calit2, School of Social Sciences, School of Biological Sciences, Information Computer Sciences, Department of Intercollegiate Athletics, and Campus Administration) have specific parking stalls on campus that require department approval. These stalls are used at the discretion of the department and are strictly enforced.



PARKbyPLATE

Looking to make parking at UCI more convenient and accessible, UCI Transportation developed ParkbyPlate, a permitless parking system that allows you to conveniently use your computer or smartphone to pre-purchase parking permits for special on-campus events, extend short-term parking, and more. With ParkbyPlate, your license plate becomes your permit.

Campus Housing

If you are a resident or guest at certain campus housing communities, your vehicle's license plate number serves as your parking permit. UCI's Parking Enforcement Representatives utilize a simple and efficient system known as LPR (License Plate Recognition) to electronically scan the license plates of parked vehicles for parking enforcement in the following campus housing areas:

- Vista del Campo
- Vista del Campo Norte
- Camino del Sol
- Puerta del Sol
- Verano Place
- Palo Verde
- Plaza Verde
- University Hills (ICHA)

In order to avoid receiving a citation, residents in these housing communities must register their license plate number or their guest's license plate number on UCI's Virtual Permit Management System (VPMS) website: <https://apps.parking.uci.edu/permitless/selectComplex.cfm>

It's important that the license plate is registered correctly into the system. If not, LPR will not recognize the validity of your registration for a virtual parking permit. For example, the number "zero" (0) must be entered as such. Using the capital letter "O" for "zero" (0) will cause the plate to be misread and may result in a citation.

Please keep in mind that all license plates numbers must be visible and unobstructed.

Outpatient Medical Facilities



If you have an appointment at one of the many medical facilities on UCI's campus, simply park in a stall with a Patient Parking sign and follow the aforementioned visitor parking directions (see details under Newkirk Alumni Center). Patient parking stalls are available for the following medical buildings (in their adjacent lots):

- UCI Health Gottschalk Medical Plaza (Lot 80)
- Hewitt Research Hall (Lot 83)
- Beckman Laser Institute (Lot 84)
- Student Health Center (Lot 19A)

UCI Transportation strives to provide campus affiliates and visitors with a safe, convenient, and positive parking experience.

Should you receive a parking citation, always handle it in a prompt and responsible manner. UCI has the right to impound or immobilize (i.e. “boot”) any vehicle that is in violation of the established parking regulations at the registered owner’s expense.

The following are some of the violations that could result in your vehicle being immobilized or impounded:

- Displaying an altered, stolen, counterfeit, or unauthorized permit
- Parking in tow away zones, such as disabled or reserved parking areas, without the proper permit
- Parking in emergency or fire access lanes
- Vehicles that have expired registrations in excess of six months
- Abandoned vehicles
- Parking on any surface that is not specifically mark for legal parking of motor vehicles (i.e. lawns, sidewalks, unmarked curbs, bikeways, plazas, and roadways)

UCI housing community residents, especially those who don’t use their vehicles on a daily basis, should keep an eye out for any posted signage regarding lot closures and repairs, and relocate their vehicles accordingly.

Also, all UCI affiliates should pay close attention to any community notifications or campus ZotMails regarding parking and roadway maintenance, as well as community-wide events which could require your vehicles be moved elsewhere.

WHAT TO DO IF YOUR VEHICLE IS BOOTED OR TOWED

If your car is booted, contact UCI Transportation Services (949-824-3881) immediately. In order to get a boot removed, all citations, fines, and boot fees must be paid by 4:00 p.m. on the date of impoundment. Once payment is accepted, the boot will be removed. If no arrangements are made to have the immobilizer (boot) removed, it will result in the vehicle being commercially towed, resulting in additional towing and/or storage fees.

If your car is towed, contact UCI Transportation Services (949-824-3881) to resolve all citations, fines and fees. You must also provide proof of identity and proof of current vehicle registration. UCI Transportation Services will then arrange for the vehicle to be released. You will be responsible for paying the towing and storage fees.

Citation Review Process

